

Take part in this survey and help us to create a newt map of the Island by telling us about your garden pond. This information will help us to target pond conservation work to areas that will benefit newts.

Data from this survey will be shared with other organisations concerned with biodiversity. Please tick here if you do not want us to keep a record of your contact details

Name:

Postcode and house name or number:

Please tell us where your pond is!

At the address above

O.S Map reference(for help finding the grid reference please see www.ordnancesurvey.co.uk/oswebsite/gi/nationalgrid/nghelp1.html)
SZ___/___

About your pond

Is the pond water...

Clear Cloudy In-between

Is the pond filled by...

Rainwater Tap water
Stream Mixture

How deep is your pond?

Shallow - no more than 30cm deep

Medium - up to 60cm deep

Deep – more than 60 cm

Are the banks mainly...

Steep Gentle

Do you have fish? Yes No

What type are they?.....

It's useful for us to know what type of plants are in or around your pond. Please tick any that you have..

Edge plants (rooted in soil on pond edge – includes grass)

Floating-leaved plants

Plants completely under the water

**Newts
(survey guide on back of this form)**



(Please note that Great Crested Newts are a rare species and are protected by law. If you are lucky enough to find one in your pond please do not disturb it by continuing with the torch survey but contact the Trust who will provide advice.)

Let us know which species are present in your pond and give an estimate of numbers counted during your torch survey. Don't worry if you can't identify the newts – any newt records will be useful.

| | Present (approx no.) | Absent |
|----------------------|--------------------------|--------------------------|
| Smooth Newts | <input type="checkbox"/> | <input type="checkbox"/> |
| Palmate Newts | <input type="checkbox"/> | <input type="checkbox"/> |
| Great Crested Newts | <input type="checkbox"/> | <input type="checkbox"/> |
| Newts (unidentified) | <input type="checkbox"/> | <input type="checkbox"/> |
| Frog | <input type="checkbox"/> | |
| Toad | <input type="checkbox"/> | |
| Grass snake | <input type="checkbox"/> | |

Thank you for taking part in this survey. If you would like to receive further information on how to improve your pond for wildlife please tick here

Please send your completed form to Pond Project
Hampshire and IOW Wildlife Trust
Forest Office, Parkhurst Forest, Newport, Isle of Wight, PO30 5UL
nicolaw@hwt.org.uk tel. 533180


Quick guide to surveying newts

When?

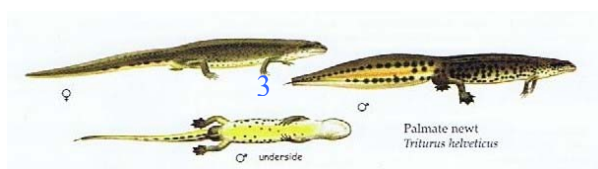
One of the best ways to survey a pond for newts is to shine a torch into it at night. Newts are more active at this time of day and so they are easier to spot. The best time of year to survey is in the spring when adults gather together to breed. Newts breed slightly later than frogs and toads, usually between mid April and mid May.

How?

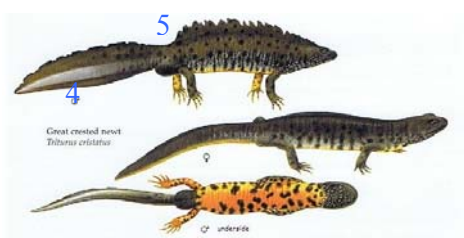
During the day, walk around your pond and check for any trip hazards or slippery areas. Choose a mild evening with no rain and calm, rather than windy weather. Go to the pond after dusk and shine a torch onto the surface. Walk slowly around the pond, noting any different types of newt and counting the numbers of adults. Ideally you will need to survey the pond like this on 3 separate evenings during the breeding season to be sure of presence or absence of newts in your pond. Importantly- only record on the form the maximum number of newts that you see in any **one** night.



Smooth Newts 8-10 cm. The male has a crest on its body and tail during breeding season. (1) Female is yellow/olive brown (2) Both male and female are pale below with orange along a central stripe and spotted on their belly and throat.



Palmate Newts 8-10cm. Male palmate newts have webbing behind their hind toes and a filament at the tail tip.(3) Female is v. similar to smooth newt, but with less spots underneath and no spots on the throat.



Great Crested Newts up to 14-17cm long. Male has an iridescent stripe on his tail (4) and a dip between his crested body and tail.(5) Dark, warty skin with white speckles. Great Crested newt female has a bright orange belly with irregular black blotches.



Hampshire & Isle of Wight

“Newts In Your Neighbourhood”

A Garden Pond Survey of Newts on the Isle of Wight 2010

